






Field of Study Overview: Autumn

Field of Study: Legacy of the Dynasties

Curriculum Converter:   			
Overview: This FOS teaches children about the history of ancient China, focusing primarily on the Shang Dynasty, and explores the lasting legacy of the first five Chinese dynasties, some of which can still be seen in the world today.			
Pitstop: Moon Festival	Why this? Children are surrounded by culture, but do they actually know the origins of the popular stories (Mulan) that they have seen before.	Why now? We will explore the lasting legacy of the first 5 of the Chinese dynasties and consider the impact they still have on our world today.	
Key Texts: Kite Rider Bronze and Sunflower by Cao Wenxuan A Very Special Pigeon by Cao Wenxuan Why Did the Shang write on turtles? Tim Cooke	Linked texts: (these need to be displayed with your FOS) Mulan and other legendary stories from China. Barbara Laban Eyes that kiss in the corners Joanna Ho	Class Context:	
Trips One Day Creative (Workshop) – either Shang Dynasty or Chinese Ribbon Dancing (Tuesday 11 th October)	Visitors See “bespoke experiences”.	Primary/Secondary sources of evidence: Artefacts Terracotta Army Mulan Great Wall of China Lucky Cats Food	
Notable dates: Moon Festival (10 th September) Chinese New Year (Feb) China’s Lantern Festival (Feb)	Bespoke experiences: Creative Workshop	Parental Pit-stop? Kite making- Thursday 24 th November	Local Community link parent – visit??

Winter Solstice (27th Dec)		Finale? Sharing from Shang Dynasty workshop Tuesday 6 th December	
----------------------------	--	---	--

Hook <i>Hook is a short stage in which children take part in a memorable experience to stimulate their curiosity, ask questions and talk about their prior learning. They are introduced to the required baseline knowledge to support future learning and complete their FoS Pit-Stop (Link, Lock and Load)</i>		Harness Harness is a longer stage, where children delve more deeply into the theme, explore and acquire new skills and knowledge, revisit previously acquired skills and knowledge, make links between subjects, explore, make, read and write for a variety of purposes across the curriculum.		Deepen Deepen is a crucial opportunity for children to return to previous skills and knowledge and apply them in new contexts.		Demonstrate Demonstrate gives children a structured opportunity to reflect on their learning, test their knowledge and celebrate their achievements. This incorporates a finale.	
Week 1: 5-9-22	6-9-22	7-9-22	8-9-22	9-9-22			
	<p>Prior learning – children need to have a secure understanding of what life was like in Ancient China – funeral customs, family hierarchy and Chinese superstitions.</p> <p>Create a NC report</p>		<p>Where in the world is China? Pit Stop & Vocabulary Launch Lesson 1: Timeline of the Ancient Dynasties</p>	<p>Moon Festival Saturday 10th September (Mid-Autumn Festival has a history of over 3,000 years. It was derived from the custom of moon worship during the Shang Dynasty (c. 1600–1046 BC). Long after that, it was first celebrated as a national festival during the Northern Song Dynasty era): The Mid-Autumn Festival, also known as the Moon Festival or Mooncake Festival, is a traditional festival celebrated in Chinese culture. Making lanterns to celebrate</p>			
Week 2: 12-9-22	13-9-22	14-9-22	15-9-22	16-9-22			
Science: Gravity	Lesson 2: The Yellow Emperor of the Xia Dynasty	PE: Street Dance	PSHE: To explain the UN charter of Human Rights	Lesson 3: Dig at Yinxu significance of the nine-year			

<p>LI: To explore the effects forces have on objects</p>	<p>Drama lesson that finishes with a debate on whether we believe the Yellow Emperor existed.</p> <p>LI: Use a range of historical sources or artefacts to build a picture of the Xiu Dynasty</p>		<p>LI: I can explain the rights of a child</p> <p>PE: Swimming</p>	<p>archaeological dig, which proved the existence of the Shang Dynasty.</p> <p>LI: Use a range of historical sources or artefacts to build a picture of the Shang Dynasty</p>
Week 3: 19-9-22	20--9-22	21-9-22	22-9-22	23-9-22
<p>Science: Mass and Weight</p> <p>LI: To understand mass and weight and its relationship with gravity</p>	<p>Lesson 4: Oracle bones</p> <p>Oracle bones are pieces of turtle shell, cow bone or sheep bone. The inscriptions on the oracle bones have provided information about life in the Shang Dynasty.</p> <p>LI: To explain about the discovery, purpose and significance of oracle bones.</p>	<p>PE: Street Dance</p>	<p>PSHE: Diverse Britain – respect</p> <p>LI: I can talk about the range of faiths and ethnicities in our nation and identify ways of showing respect to all people.</p> <p>PE: Swimming</p>	<p>Lesson 5: Religion in the Shang Dynasty explore how their beliefs might have affected their daily lives.</p> <p>LI: To explain the significance of a Divination ceremony and consider what we know about religious beliefs in Shang Dynasty</p>
Week 4: 26-9-22	27-9-22	28-9-22	29-9-22	30-9-22
<p>Science: Friction</p> <p>Practical Investigation</p> <p>LI: To investigate the effects of friction on different surfaces.</p>	<p>Lesson 6: Significance of bronze</p> <p>Bronze was significant in the Shang Dynasty because it was difficult to produce, a huge number of people were involved and the casting technique was technologically advanced. Craftspeople made high quality objects, including ritual bronzes for sacrifices and burials.</p> <p>LI: To learn about the achievements of the Shang Dynasty</p>	<p>PE: Street Dance</p>	<p>PSHE: Diverse Britain-Community spirit</p> <p>LI: I can think of ways I can make a positive contribution to my community.</p> <p>PE: Swimming</p>	<p>Lesson 7: Jade and silk Jade objects and a written reference to silk were found at the dig in Yinxu. Silk and jade objects have been produced in China for thousands of years, since prehistoric times.</p> <p>Cross-curricular reading lessons this week to research Jade and silk</p> <p>LI: To consider how the information that they have researched shows how advanced the civilisation of the Shang Dynasty was.</p>
Week 5: 3-10-22	4-10-22	5-10-22	6-10-22	7-10-22
<p>Science: Air Resistance</p>	<p>Lesson 8: Power and Hierarchy</p>	<p>PE: Street Dance</p>	<p>PSHE: Diverse Britain. Respecting the law.</p>	<p>Lesson 9: Everyday Life in the Shang Dynasty</p>

<p>LI: I can plan a scientific enquiry identifying my independent, dependent and control variables.</p>	<p>Shang Dynasty hierarchy diagram and discuss which people were powerful and which were powerless. Talk about the effects that this distribution of power would have had on society and the everyday lives of the people in the Shang Dynasty.</p> <p>LI: To explain how power, or the lack of power, affected the position of a person in the hierarchy of the Shang Dynasty</p>		<p>LI: I can explain why and how laws are made and identify what might happen if laws are broken.</p> <p>PE: Swimming</p>	<p>Everyday life in the Shang Dynasty was different for each person due to their position in society.</p> <p>LI: To explain how someone's position in the social hierarchy affect their everyday life</p>
Week 6: 10-10-22	11-10-22	12-10-22	13-10-22	14-10-22
<p>Science: Water Resistance</p> <p>LI: To explain the effects of water resistance</p>	<p>EXPERIENCE: One Day Creative Workshop – Drama to explore: Timeline of events Meeting the People - Explore the different people who lived during the Shang Dynasty and what daily life was like for them. Shang Women and Fu Hao - Looking at the role Fu Hao had in the Shang Dynasty Religion in the Shang Dynasty - what role this played in society and how people worshipped during this time. The Downfall of the Dynasty - exploring the dramatic story of the downfall of the dynasty.</p>	<p>PE: Street Dance</p>	<p>PSHE: Diverse Britain. Making a difference LI: I can investigate what charities and voluntary groups do and how they support the community.</p> <p>PE: Swimming</p>	<p>Lesson 10: Warfare 'Why were the people in the Shang Dynasty such successful warriors?'</p> <p>LI: Articulate and organise important information and detailed historical accounts using topic related vocabulary.</p>
Week 7: 17-10-22	18-10-22	19-10-22	20-10-22	21-10-22
<p>Science: Mechanics</p> <p>LI: I can show that levers allow a smaller to have a greater effect.</p>	<p>Lesson 11: Fu Hao Fu Hao – First Female General in the History of China and Wife of Four Kings</p> <p>LI: Use a range of historical sources or artefacts to build a picture of a historical event or person</p>	<p>PE: Street Dance</p>	<p>Parental Pitstop Parents invited in to share our learning progress at the half way point of our FOS</p> <p>PE: Swimming</p>	<p>Lesson 12: End of the Shang Dynasty 'How did the actions of the last king lead to the downfall of the Shang Dynasty?'</p> <p>LI: Describe the significance, impact and legacy of power in ancient civilisations.</p>

Half Term				
Week 8: 31-10-22	1-11-22	2-11-22	3-11-22	4-11-22
Science: Mechanics LI: I can show that pulleys allow a smaller to have a greater effect.	Lesson 14: The Zhou Dynasty 1. Research the information about the Zhou Dynasty LI: To use evidence from the Zhou Dynasty and identify its similarities and differences to the Shang Dynasty	PE:	RE: Pilgrimage Why is pilgrimage so important to some religious communities? PE: Swimming	Lesson 15: Confucianism 2. Research about Confucianism LI: To explain how followers might have chosen to behave in their everyday lives.
Week 9: 7-11-22	8-11-22	9-11-22	10-11-22	11-11-22
Science: Mechanics LI: I can show that gears allow a smaller to have a greater effect.	Lesson 16: Qin Dynasty's lasting legacies (Terracotta Army, Great Wall of China) 3. Study the evidence about Emperor Qin Shi Huang and identify the legacy of the Qin Dynasty. LI: To explain the legacy of the Qin Dynasty	PE:	RE: Pilgrimage Why is pilgrimage so important to some religious communities? PE: Swimming	Lesson 17: Qin Dynasty's lasting legacies (Terracotta Army, Great Wall of China) 3. Study the evidence about Emperor Qin Shi Huang and identify the legacy of the Qin Dynasty. LI: To explain the legacy of the Qin Dynasty
Week 10: 14-11-22	15-11-22	16-11-22	17-11-22	18-11-22
Science: Mechanics LI: I can identify scientific evidence that has been used to support or refute ideas or arguments.	Lesson 18: Han Dynasty 4. Find out about the system of government created by the Han Dynasty and its lasting impact. LI: To explain the legacy of the Han Dynasty	PE:	RE: Pilgrimage Why is pilgrimage so important to some religious communities? PE: Swimming	Referring back to Lesson 1: Timeline of the Ancient Dynasties. In groups adding information to the timeline to explain the legacy of each Dynasty.
Week 11: 21-11-22	22-11-22	23-11-22	24-11-22	25-11-22

<p>Science: Earth and Space</p> <p>LI: I can describe the movement of the Earth, and other planets, relative to the Sun in the solar system.</p>	<p>Referring back to Lesson 1: Timeline of the Ancient Dynasties. In groups adding information to the timeline to explain the legacy of each Dynasty.</p>		<p>Parental Pitstop</p>	<p>Lesson 19: Silk Road</p> <p>5. Read the information about the Silk Road and the changes that it brought to China and the western world.</p>
Week 12: 28-11-22	29-11-22	30-11-22	1-12-22	2-12-22
<p>Science: Earth and Space</p> <p>LI: I can describe the movement of the Moon relative to the Earth.</p>	<p>Tints Tones and Shades</p> <p>This project teaches children about colour theory by studying the colour wheel and exploring mixing tints, shades and tones. They learn about significant landscape artworks and features of landscapes before using this knowledge to create landscape paintings. Mix and use tints and shades of colours using a paint.</p> 	<p>PE:</p>	<p>RE: Tree Lighting Ceremony</p> <p>PE: Swimming</p>	<p>Lesson 20: Legacy of Ancient China</p> <p>Ask the children to create historically valid questions to explore how the legacy of ancient China can be seen in the world today.</p> <p><i>LI: to create historically valid questions to explore how the legacy of ancient China can be seen in the world today.</i></p> <p><i>LI: Articulate and organise important information and detailed historical accounts using topic related vocabulary</i></p>
Week 13: 5-12-22	6-12-22	7-12-22	8-12-22	9-12-22
<p>Science: Earth and Space</p> <p>LI: I can describe the Sun, Earth and Moon as approximately spherical bodies.</p>	<p>Lesson 21: Telling others about Ancient China</p> <p>Ask the children to decide what has been the most fascinating part of their project about the Shang Dynasty and ancient China. Ask them to work in groups of children with similar interests to put together a short presentation about their chosen subject.</p>	<p>PE:</p>	<p>RE: TBC</p> <p>PE: Swimming</p>	<p>Lesson 21: Telling others about Ancient China</p> <p>Ask the children to decide what has been the most fascinating part of their project about the Shang Dynasty and ancient China. Ask them to work in groups of children with similar interests to put together a short presentation about their chosen subject.</p>

	<p><i>LI: to create historically valid questions to explore how the legacy of ancient China can be seen in the world today.</i></p> <p><i>LI: Articulate and organise important information and detailed historical accounts using topic related vocabulary</i></p> <p>Parental Pit Stop: Sharing learning</p>			<p><i>LI: to create historically valid questions to explore how the legacy of ancient China can be seen in the world today.</i></p> <p><i>LI: Articulate and organise important information and detailed historical accounts using topic related vocabulary</i></p>
Week 14: 12-12-22	13-12-22	14-12-22	15-12-22	16-12-22
<p>Science: Earth and Space</p> <p>LI: I can use the idea of the Earth's rotation to explain day and night and the apparent movement of the sun across the sky.</p>	<p>Investigating our World Companion Project (Geography)</p> <p>This essential skills and knowledge project teaches children about locating map features using a range of methods. They learn about the Prime Meridian, Greenwich Mean Time (GMT), and worldwide time zones and study interconnected climate zones, vegetation belts and biomes. Children learn about human geography and capital cities worldwide before looking at the UK motorway network and settlements. They carry out an enquiry to identify local settlement types.</p> <p><i>LI: Use compass points, grid references and scale to interpret</i></p>	<p>PE:</p>	<p>Investigating our World Companion Project (Geography)</p> <p>LI: Identify elevated areas, depressions and river basins on a relief map.</p> <p>PE: Swimming</p>	<p>Investigating our World Companion Project (Geography)</p> <p><i>LI: Use compass points, grid references and scale to interpret maps, including Ordnance Survey maps, with accuracy.</i></p>

	<p><i>maps, including Ordnance Survey maps, with accuracy.</i></p> <p><i>L1: Analyse and compare a place, or places, using aerial photographs. atlases and maps.</i></p>			
--	--	--	--	--