






# Field of Study Overview Autumn 2 2022

## Field of Study: Once upon a celebration

 			
<p><b>Curriculum Converter:</b></p>			
<p><b>Overview:</b> This project supports children to develop a love of stories and reading. It encourages children to learn, retell and act out familiar and traditional tales.</p>			
<p><b>Pitstop:</b></p>	<p><b>Why this?</b> Fairy tales instil a love of reading, teach moral lessons, have relatable problems and characters, help build imagination, are culturally inclusive, build vocabulary by using rich language.</p>	<p><b>Why now?</b> Now the children are settled, it will provide them with an opportunity to explore traditional tales which they can use as a building block for their imagination and language, referring back to them as their learning progresses.</p>	
<p><b>Key Texts:</b> Topsy and Tims Bonfire night The three Billy goats gruff The elves and the shoemaker Jack and the beanstalk The gingerbread man Cinderella The Nativity</p>	<p><b>Linked texts:</b> Other traditional tales Tales from other cultures</p>	<p><b>Class Context:</b> Majority of children aren't yet familiar with traditional tales. Communication and Language development is a focus and traditional tales and Nursery rhymes help to develop children's C&amp;L skills.</p>	
<p><b>Trips</b></p>	<p><b>Visitors: MGM Pantomime</b></p>		<p><b>Primary/Secondary sources of evidence:</b></p>
<p><b>Notable dates:</b> 31/10/22 – Halloween activities 4/11/22 - Dress up as their favourite fairy tale character. 11/11/22 – Remembrance day</p>	<p><b>Bespoke experiences:</b> Planting a bean to create our own beanstalks!</p>	<p><b>Parental Pit-stop?</b> Stay and play session – children can show parents all the activities completed</p>	<p><b>Local Community link</b> <b>See trips</b></p>
		<p><b>Finale?</b> Nativity</p>	

<p><b>Hook</b> Hook is a short stage in which children take part in a memorable experience to stimulate their curiosity, ask questions and talk about their prior learning. They are introduced to the required baseline knowledge to support future learning and complete their FoS Pit-Stop (Link, Lock and Load)</p>	<p><b>Harness</b> Harness is a longer stage, where children delve more deeply into the theme, explore and acquire new skills and knowledge, revisit previously acquired skills and knowledge, make links between subjects, explore, make, read and write for a variety of purposes across the curriculum.</p>						<p><b>Deepen</b> Deepen is a crucial opportunity for children to return to previous skills and knowledge and apply them in new contexts.</p>	<p><b>Demonstrate</b> Demonstrate gives children a structured opportunity to reflect on their learning, test their knowledge and celebrate their achievements. This incorporates a finale.</p>	
	<b>Week 1 – 31/10/22</b>	<b>Week 2 – 7/11/22</b>	<b>Week 3 – 14/11/22</b>	<b>Week 4 – 21/11/22</b>	<b>Week 5 – 28/11/22</b>	<b>Week 6 – 5/12/22</b>	<b>Week 7 – 12/12/22</b>		
<p><b>F O C U S</b></p>	<p><b>Book:</b> Topsy and Tims bonfire night Different festivals and celebrations: Halloween, Bonfire night <b>Key vocab:</b> bright, dull, transparent,</p>	<p><b>Book:</b> The three Billy Goats gruff <b>Key vocab:</b> bridge, float, sink, hooves</p>	<p><b>Book:</b> Jack and the beanstalk <b>Key vocab:</b> beans, magic, axe, harp, golden</p>	<p><b>Book:</b> Elves and the shoemaker <b>Key vocab:</b> leather, shoemaker, polish, elves, scissors</p>	<p><b>Book:</b>The Gingerbread man <b>Key vocab:</b> oven, baked, gingerbread man</p>	<p><b>Book:</b> Cinderella <b>Key vocab:</b> ugly sisters, wicked stepmother, prince, palace</p>	<p><b>Book:</b> The Nativity story <b>Key vocab:</b> Joseph, Mary, Jesus, manger, bethlehem, donkey, wise men, shepherds</p>		
<p><b>P S E D</b></p>	<p>Work together to build a pretend bonfire in the outdoor area using a range of materials, such as wood, sticks, boxes and fabric. Encourage children to take turns, by playing this Fireworks Snap Card Activity game</p>	<p>Circle time game - talk about favourite foods. The goats' favourite food was green grass - what are the children's favourite foods? Do they all like the same things? Discuss different likes and dislikes and the children's favourite foods to eat.</p>	<p>· Provide the children with a mirror and some images of the giant, Jack and Jack's mum. Display emotion words that reflect the emotions of these characters in the story, such as 'angry', 'scared', 'brave' and 'happy'. Can the children show these emotions with their faces and look at themselves in the mirror? You may also like to display some of these</p>	<p>· Discuss the character of the shoemaker. How was he feeling at the beginning of the story? What changed the way he felt? Why do you think the elves came and made the shoes for the shoemaker? Why do you think the shoemaker made some clothes for the elves?</p>	<p>Discuss the character of the Gingerbread Man. Why do you think he was running away? How was he feeling? What would you have done if you had seen the Gingerbread Man running away from all of the other characters?</p>	<p>Discuss the behaviour of the two sisters and stepmother in the story. How do the children think Cinderella would have felt? Encourage children to think about how to be kind and friendly.</p>	<p>children to learn and perform a Christmas show. Children could take on roles and sing songs. Talk about how everyone has an important part to play in the show and how to work together to put on an amazing show for family and friends. Invite children to share family Christmas traditions. What do they do to celebrate Christmas? What is special about their family traditions? Compare their celebrations.</p>		

P D - F M	Bonfire finger painting  Write name in glitter tray - using long stick (as a sparkler)	FM: weave the card to create a river.  PSED - Play a listening game where one child is blindfolded.. The children take it in turns to say 'It's only me, Little/Big Billy Goat' in a squeaky or gruff voice. The blindfolded child guesses who was speaking.	In a large activity tray, add some dried beans or fresh beans, some chunky tweezers and some small plant pots. Can the children use their fine motor skills to place the beans into the pots with the tweezers?	Provide a variety of shoes with different types of fasteners - Velcro, laces, zips and buckles for the children to explore. Talk about the advantages and disadvantages of the different fasteners. For example, some look good but are difficult to fasten, others are noisy when you fasten and unfasten them, whilst some help you to put your shoes on and off quickly.	Use this Playdough Recipe and Mat Pack to encourage children to shape and mould some Gingerbread Man themed models. Enhance this further by providing googly eyes, buttons and string (or white wool), which the children can use to decorate their playdough gingerbread people.	Provide some long wooden dowels for children to use to thread beads onto, to make magic wands. Great for practising fine motor skills!	Provide toy catalogues for children to cut out pictures of things they would like for Christmas. Children could also write labels for each item.  Make pom-pom snowballs! Show children how to weave white wool around a template to make a snowball. You could make a large snowball as a group project to practise fine motor skills or small, individual pom-pom snowballs.
P D - G M	Use these Bonfire Night Mark-Making Pattern Cards alongside a tray of sand or coloured rice. Encourage the children to copy the marks into the sand.  Cutting skills- Halloween & bonfire night.	Create an obstacle course using a variety of climbing equipment and explore different ways of travelling over, under and through the equipment.	Using large equipment, such as benches, climbing wall bars, tunnels and A-frame climbing frames, encourage the children to imagine they are climbing a large beanstalk. When children are ready, can they challenge themselves to climb a little higher?	Challenge the children to make bridge shapes using their bodies - either individually or in pairs. Create obstacle course- children to tiptoe through it as the elves would have.	'Catch Me If You Can Activity', develops the skills of moving around and avoiding obstacles.	Provide bowls of soapy water and encourage the children to help Cinderella with the washing up. They could wash plastic plates and cups.  Provide brooms for the children to use to sweep up and keep the outside area tidy.	Create a Christmas obstacle course for Santa! For example, throwing beanbags into a bucket to put presents into a sack, walking along benches for the rooftops and jumping into hoops to go down the chimney.

C & L	Use these Bonfire Night Mark-Making Pattern Cards alongside a tray of sand or coloured rice. Encourage the children to copy the marks into the sand.	Create some sets of these Finger Puppets and provide them with other small world props. Encourage the children to retell the story.	Fill a large activity tray with a variety of dried beans of different colours, patterns and sizes. These could include beans such as pinto beans, black beans, kidney beans and lima beans. As the children play with and sort the beans, encourage them to describe the beans and ask and answer questions, such as 'What colour is it?', 'What sort of pattern does it have on it?', 'Which bean is the biggest/smallest?'	Play a listening game where one child is blindfolded in the middle of a circle. The children in the circle take it in turns to say, 'It's only me, a little elf,' in a disguised voice. The blindfolded child guesses who was speaking/where in the room the child was.	Make gingerbread men with the children. Encourage them to listen carefully and follow the instructions that you give them. Extend this by using instructions that contain two parts.	Listening and attention game. Children sit in a circle, one child is chosen to sit in the middle with their eyes closed. A magic wand with bells attached is passed around the circle. The child in the middle has to point to where they hear the sound coming from. If correct, they swap places with the child holding the wand.	Create a box of Christmas-themed stories. Invite children to pick stories from the box to listen to at story time. Talk about good listening skills and encourage children to engage in story times. Encourage children to learn new vocabulary to describe Christmas decorations. Show the children a decoration or a photograph and talk about different words used to describe them.
L i t	1. Initial sound match to Halloween pictures. I spy (twinkl) 2. fire writing template - describing 3. sound match or cvc word building on firework mat Can chn write their own letters or words to match pictures.	1. To draw your favourite character and describe it. 2. Wanted poster - troll 3. Re-telling story 4. sorry letter from troll	Write a postcard to Jacks mum. Non-fiction texts book look - Bean plant. Observation notes of beanstalk planting process.	1. Write a thank you letter to the elves. 2. Description writing of the elves.	Shared writing - simple instructions to bake gingerbread men. Gingerbread Man shaped booklets for the children to mark make/story tell. Encourage groups of children to use props to retell the story.	Hot seat - what questions would you want to ask Cinderella. Demonstrate writing invitations. Write invitation as a class and then get chn to try and attempt their own independently.	Writing christmas cards retelling the story Describing the scenes/illustrations. Letter to santa
M a t h s	Comparing 1,2,3 Rocket shapes - using 1,2,3 numicon	Shape sorting and matching and spatial awareness	Making number/shapes 4,5 and 1 More/less	Light and dark- number 4, 5 and composition	More Than /less than	Order numbers Missing numbers	Height, size, length

<p><b>U t W</b></p>	<p>Looking at how bonfire night is celebrated and drawing a comparison to Diwali. Materials that are transparent and that can float.</p>	<p>Floating and sinking experiment on the water. Chn to create boats out of different materials. Predict and test.  Fri- Remembrance day</p>	<p>Life Cycle of a Bean Display Posters to introduce and use new vocabulary.</p>	<p>Set up an investigation in the outdoor area. Provide a selection of old shoes for the children to explore in different conditions. For example, putting sandals in a tray of water and comparing them to wellies in the same conditions. They could then look at how long the different shoes take to dry, how easy they are to clean if they get muddy, etc.</p>	<p>Encourage the children to use their senses to explore the smells of different spices that are used in baking. For example, ginger, nutmeg and cinnamon.  Encourage the children to use their water play to explore a different way the Gingerbread Man might have been able to cross the river (E.g large leaves, bottle etc.)</p>	<p>Talk about wedding celebrations and traditions. Encourage the children to talk about weddings they may have been to and share their experiences and ideas.  Learn about the historical side of the story. Cinderella's kitchen and compare the equipment with those used today, e.g. candle in holder/electric lamp, old fashioned/modern iron, carpet beater/hoover, kitchen range/cooker, old kettle/electric kettle. The children sort pictures into past and present.</p>	<p>Talk about the season of winter and the effect of the changing seasons on the natural world. What changes can the children notice as the season is changes to winter?  Make Christmas presents for birds! Talk about how to look after birds and other wildlife over the cold winter months. Support children to make simple Bird Feeders to hang around the outside area.</p>
<p><b>E A &amp; D</b></p>	<p>Toilet roll firework. - paint glitter.  Chn to explore musical instruments- can they use the instruments to make the sounds of a firework.</p>	<p>Encourage the children to work together in teams to create bridges in the construction area. Create a pop up card - with a bridge and the stories characters.</p>	<p>Create a class beanstalk by looping green paper chains. Cutting green leaves (FM) Create a large class giant.</p>	<p>Provide paper cut into the shape of different types of shoes (boots, trainers, flip-flops, etc.) for the children to print different designs onto.</p>	<p>Baking gingerbread men.  Build a gingerbread house out of cardboard and decorate it with the children. This could form the basis of a gingerbread themed role-play area.</p>	<p>Play some ballroom music and encourage the children to dance in this style. You could watch some videos to give the children movement ideas.  Design a new dress for cinderella.</p>	<p>Support the children to learn and perform a Nativity. Children to take on roles and sing songs. Talk about how everyone has an important part to play in the show and how to work together to put on an amazing show for family and friends.</p>